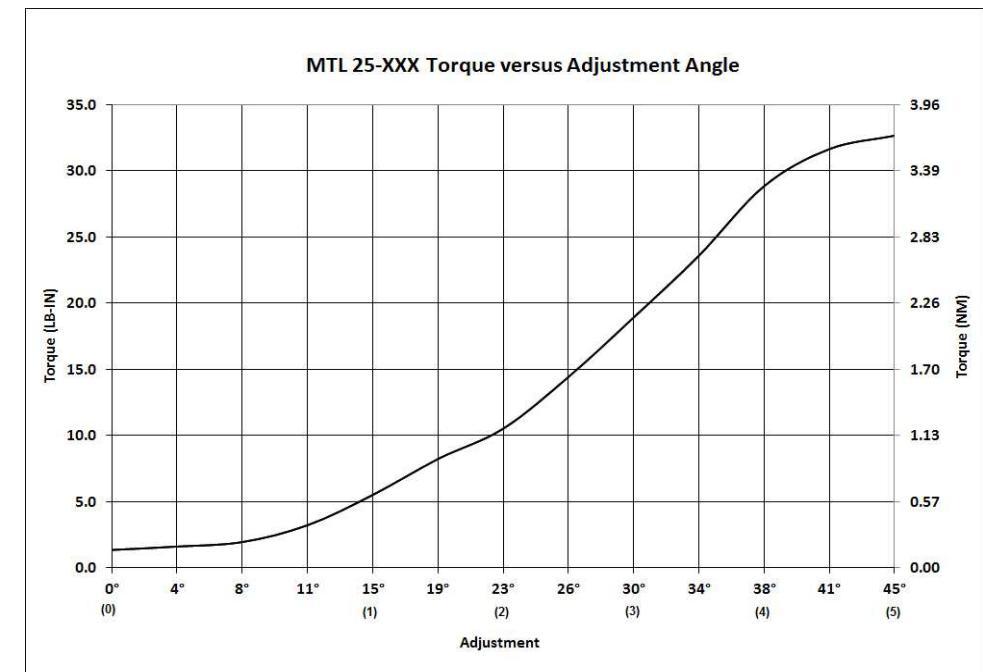
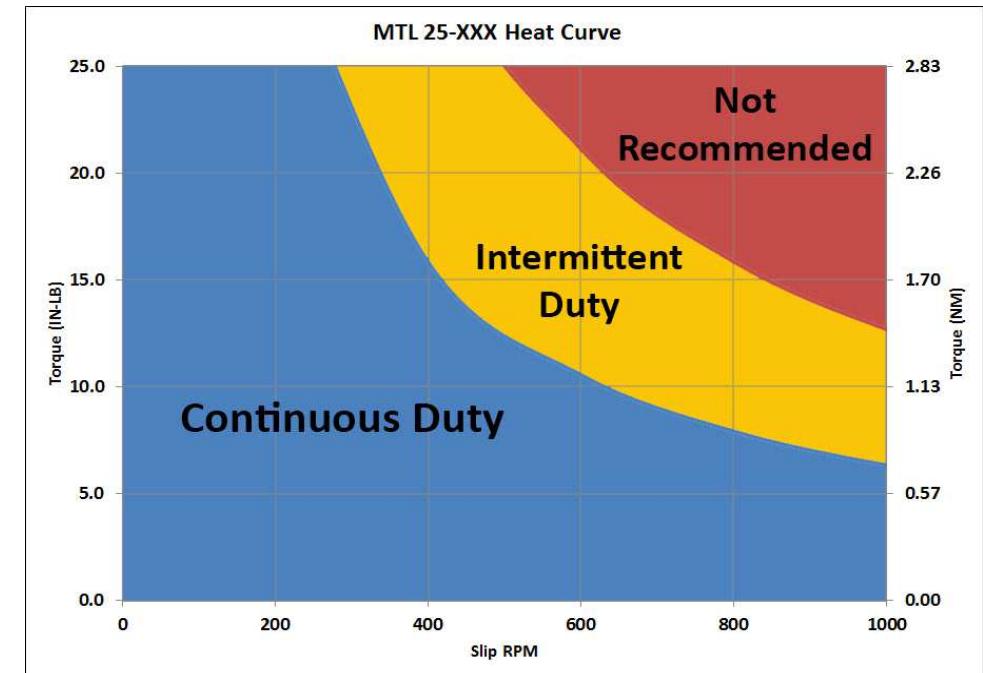
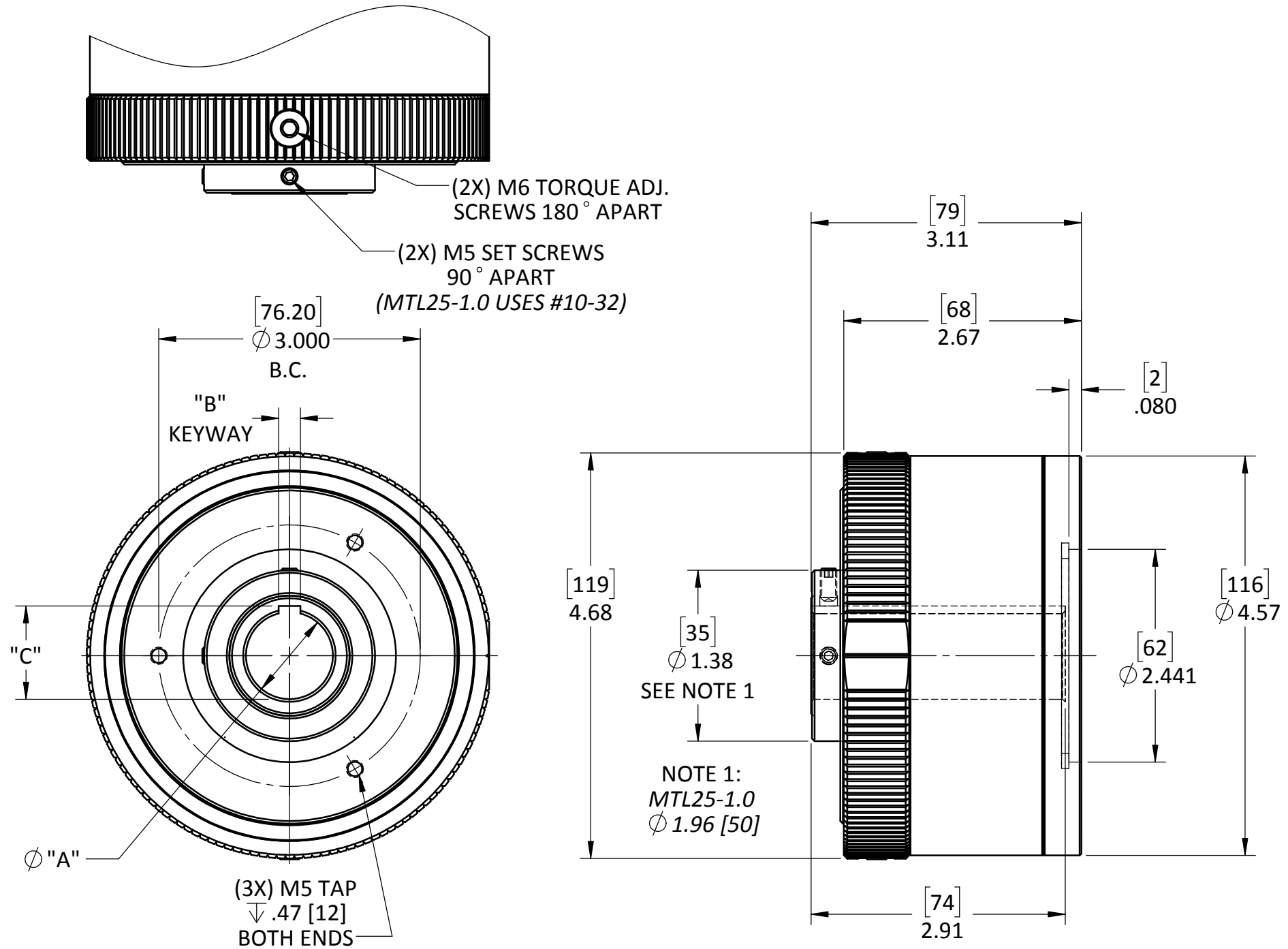


MODEL	TORQUE		INERTIA	HEAT DISSIPATION	WEIGHT	
MTL 25-XXX	1.0 - 25.0 lb-in	.11 - 2.83 Nm	$70.4 \times 10^{-3}$ in oz s <sup>2</sup>	75 WATTS	8.9 lbs	4.04 kg

REVISIONS			
REV.	ECN.	DESCRIPTION	DATE



MODEL	"A" DIMENSION		"B" DIMENSION		"C" DIMENSION	
MTL25-3/8	.375 <sup>+.001</sup>	9.52 <sup>+.03</sup> mm	-	-	-	-
MTL25-1/2	.500 <sup>+.001</sup>	12.70 <sup>+.03</sup> mm	.125	3.18 mm	.560	14.22 mm
MTL25-5/8	.625 <sup>+.001</sup>	15.88 <sup>+.03</sup> mm	.187	4.75 mm	.709	18.00 mm
MTL25-16	.630 <sup>+.001</sup>	16.00 <sup>+.03</sup> mm	.197	5.00 mm	.721	18.31 mm
MTL25-3/4	.750 <sup>+.001</sup>	19.05 <sup>+.03</sup> mm	.187	4.75 mm	.837	21.26 mm
MTL25-7/8	.875 <sup>+.001</sup>	22.22 <sup>+.03</sup> mm	.187	4.75 mm	.964	24.48 mm
MTL25-1.0	1.000 <sup>+.001</sup>	25.40 <sup>+.03</sup> mm	.250	6.35 mm	1.070	27.18 mm

THIS DRAWING IS THE PROPERTY OF MAGNETIC TECHNOLOGIES LTD. AND IS SUPPLIED ON THE EXPRESS CONDITION THAT IT SHALL NOT BE LENT, COPIED, REPRODUCED NO DISCLOSED TO ANY OTHER PERSON, IN WHOLE OR IN PART WITHOUT THE WRITTEN CONSENT OF MAGNETIC TECHNOLOGIES LTD.

USED ON MTL 25	SCALE 2:3	MATERIAL SEE PRT DWG	<b>MAGNETIC TECHNOLOGIES LTD.</b> 43 TOWN FOREST ROAD OXFORD, MA 01540
UNLESS OTHERWISE SPECIFIED: ALL DIMENSIONS ARE IN INCHES TOLERANCES: DECIMAL: .XX ± .01 .XXX ± .005 ANGULAR: ± 1° GEN. CONCENTRICITY: .001 T.I.R. MACH. FILLETS: .010 R MACH. EDGES: .015 R OR CHMF. UNSPECIFIED RADII: .015 R IN MICROINCHES RMS 32 GEOMETRIC: TO MIL-ST'D. 8 REMOVE ALL BURRS & SHARP EDGES		FINISH SEE PRT DWG	
DRAWN R. A. 11/2/15		CHECKED	DESCRIPTION <b>CUT SHEET</b>
SIZE: B			DWG. NO. <b>MTL 25-XXX</b> REV.